

## GLOBAL MARKETS

	Closing Level	Change		Performance	
		Value	%	MTD (%)	YTD (%)
<b>Global</b>					
S&P 500	5,528.9	(119.5)	(2.1)	(2.1)	15.9
Dow Jones Ind. Average	40,936.9	(626.1)	(1.5)	(1.5)	8.6
Nasdaq 100	18,958.7	(615.9)	(3.1)	(3.1)	12.7
FTSE 100	8,298.5	(65.4)	(0.8)	(0.9)	7.3
DAX 30	18,747.1	(183.7)	(1.0)	(0.8)	11.9
CAC 40	7,575.1	(71.3)	(0.9)	(0.7)	0.4
BIST 100	10,021.8	(88.4)	(0.9)	1.9	34.2
Nikkei	38,686.3	(14.6)	(0.0)	0.1	15.6
Hang Seng	17,651.5	(40.5)	(0.2)	(1.9)	3.5
Shanghai Composite	2,803.0	(8.1)	(0.3)	(1.4)	(5.8)
BSE Sensex	82,555.4	(4.4)	(0.0)	0.2	14.3
<b>GCC</b>					
QE Index	10,383.4	39.0	0.4	1.8	(4.1)
Saudi Arabia (TASI)	12,180.4	12.9	0.1	0.3	1.8
UAE (ADX)	9,379.1	16.1	0.2	1.0	(2.1)
UAE (DFM)	4,369.8	13.1	0.3	1.0	7.6
Kuwait (KSE)	7,189.0	19.8	0.3	0.1	5.5
Oman (MSM)	4,777.9	6.1	0.1	0.7	5.8
Bahrain (BAX)	1,948.2	(0.7)	(0.0)	(0.5)	(1.2)
MSCI GCC	1,061.8	2.3	0.2	0.5	(0.4)
Dow Jones Islamic	6,846.1	(150.9)	(2.2)	(2.2)	12.8
<b>Commodity</b>					
Brent	73.8	(3.8)	(4.9)	(4.1)	(4.3)
WTI	69.0	(3.4)	(4.6)	(4.0)	(3.9)
Natural Gas	2.2	0.1	3.6	3.6	(5.3)
Gold Spot	2,499.7	(4.8)	(0.2)	(0.2)	20.7
Copper	4.1	(0.1)	(2.8)	(2.8)	4.1

Source: S&P Capital IQ

## GCC MARKET OVERVIEW

GCC Fundamentals	P/E (x)	P/B (x)	Dividend Yield (%)	EV / EBITDA (x)
Qatar All Share	11.7	1.4	5.74%	11.6
DSM 20	11.7	1.5	6.08%	11.1
Saudi Arabia (TASI)	20.7	4.7	5.65%	16.0
UAE (ADX)	19.1	2.6	2.07%	15.3
UAE (DFM)	10.9	3.8	5.54%	6.6
Kuwait (KSE)	17.1	2.0	3.68%	16.3
Oman (MSM)	9.7	1.0	5.22%	4.5
Bahrain (BAX)	9.3	2.2	4.51%	11.7

Source: Refinitiv Eikon, Bloomberg

## TOP GAINERS & LOSERS

GCC Trading Activity	Close Price	1D Change		Performance		Vol. ('000)	P/E TTM
		Value	%	1Y (%)	1M (%)		
<b>Top Gainers</b>							
The Commercial Bank	4.3	0.1	3.0%	-22.1%	4.1%	12,549	6
MEEZA QSTP LLC (Public)	3.5	0.1	2.8%	3.4%	-0.8%	5,054	38
Gulf International Services	3.4	0.1	1.7%	-11.2%	28.7%	4,411	13
Qatar Industrial Manufacturing Company	2.6	0.0	1.7%	12.4%	4.9%	427	9
Qatar Islamic Insurance Group	8.2	0.1	1.4%	-13.3%	0.0%	310	8
<b>Top Losers</b>							
Qatar General Insurance & Reinsurance Company	1.1	(0.0)	-4.5%	-21.0%	-0.7%	26	NM
QLM Life & Medical Insurance Company	2.2	(0.1)	-2.7%	-6.7%	-0.2%	374	11
INMA Holding Company	4.2	(0.1)	-1.3%	-16.3%	-1.9%	134	15
Lesha Bank LLC	1.3	(0.0)	-1.1%	-8.8%	5.3%	3,977	13
Qatar Navigation	11.7	(0.1)	-1.1%	2.7%	-2.1%	1,495	13

Source: S&P Capital IQ

## MARKET COMMENTARY

### Global

Stock markets retreated on Tuesday as the uncertainty increases on the US economy, along with China's struggling economy weighed the sentiment down. The S&P 500 dropping by 119.5 points, or 2.1%, to close at 5,528.9. The Dow Jones Industrial Average fell by 626.1 points, or 1.5%, to 40,936.9, while the Nasdaq 100 decreased sharply by 615.9 points, or 3.1%, to finish at 18,958.7. In Europe, the UK's FTSE 100 slid by 65.4 points, or 0.8%, to close at 8,298.5, and Germany's DAX 30 lost 183.7 points, or 1.0%, to end at 18,747.1. France's CAC 40 also fell by 71.3 points, or 0.9%, to close at 7,575.1. In Asia, Japan's Nikkei edged down by 14.6 points, or 0.0%, to finish at 38,686.3. Hong Kong's Hang Seng declined by 40.5 points, or 0.2%, to close at 17,651.5, and China's Shanghai Composite dropped by 8.1 points, or 0.3%, to end at 2,803.0. India's BSE Sensex saw a minor decline of 4.4 points, or 0.0%, to finish at 82,555.4. Oil slipped on Tuesday by over 4.5%, with Brent crude at USD 73.8 per barrel and US WTI crude settling at USD 69.0.

### GCC

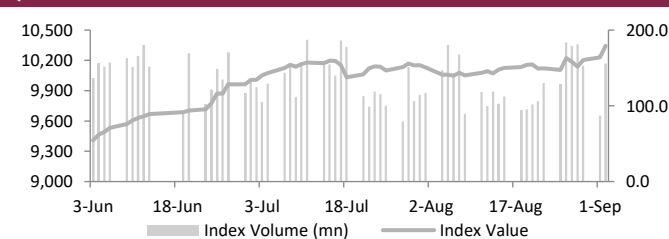
In the Gulf region, stock markets showed mostly positive performance. Saudi Arabia's TASI index increased by 12.9 points, or 0.1%, to close at 12,180.4. The UAE's ADX index gained 16.1 points, or 0.2%, ending at 9,379.1, while the DFM index in Dubai rose by 13.1 points, or 0.3%, to finish at 4,369.8. Kuwait's KSE index experienced an increase of 19.8 points, or 0.3%, to close at 7,189.0. Oman's MSM index advanced by 6.1 points, or 0.1%, to end at 4,777.9. Meanwhile, Bahrain's BAX index fell by 0.7 points, or 0.0%, closing at 1,948.2.

### Qatar

Qatar's benchmark index gained 0.4%, closing at 10,383.4. The Banks and Financial Services sector led the gains with an increase of 0.35%. The Industrials sector followed with a rise of 0.42%, while the Telecoms sector advanced by 0.10%. The Real Estate sector also saw an uptick, gaining 0.35%. The Transportation sector, however, experienced a decline, decreasing by 0.27%, and the Insurance sector saw a loss of 0.54%. Meanwhile, the Consumer Goods and Services sector showed a minimal increase of 0.10%.

The top performer includes The Commercial Bank and MEEZA QSTP LLC (Public) while Qatar General Insurance & Reinsurance Company and QLM Life & Medical Insurance Company were among the top losers. Trading saw a volume of 155.5 mn shares exchanged in 14,575 transactions, totalling QAR 401.3 mn in value with market cap of QAR 599.2 bn.

### Qatar DSM Index



Source: Investing.com

QE Sector Indices	Closing Level	1D Change (%)
Banks & Financial Services	4,479.7	0.35%
Consumer Goods & Services	7,653.0	0.10%
Industrials	4,277.6	0.42%
Insurance	2,337.5	-0.54%
Real Estate	1,545.6	0.35%
Telecoms	1,729.1	0.10%
Transportation	5,508.8	-0.27%

Source: Qatar Stock Exchange

Qatar Trading Summary	Buy (%)	Sell (%)
Qatari Individuals	29.9	33.8
Qatari Institutions	24.0	29.3
<b>Qatari - Total</b>	<b>53.9</b>	<b>63.1</b>
Foreign Individuals	14.3	18.7
Foreign Institutions	31.8	18.6
<b>Foreign - Total</b>	<b>46.2</b>	<b>37.3</b>

Source: Qatar Stock Exchange

September 04, 2024

towards a cashless economy and its ambitious goal of hosting 525 fintech companies by 2030.

#### KEY NEWS OF QATAR

##### ▶ **New businesses and employment surge lifts Qatar's non-energy private sector: QFC PMI**

In August, Doha's non-energy private sector experienced a notable improvement in business conditions, driven by stronger inflows of new business and a surge in employment, according to the Qatar Financial Centre (QFC). The Purchasing Managers' Index (PMI) rose to 53.1 from 51.3 in July, reflecting robust demand for goods and services, leading to a near-record increase in employment and continued output expansion. Despite high overall cost pressures and rising wages, charges for goods and services slightly declined. Financial services saw the sharpest rise in new business in two years, and confidence for the next 12 months improved significantly, supported by government economic policies, tourism, and ongoing construction projects.

##### ▶ **US rate cut expectations drive QSE index near 10,400 points; M-cap adds about QAR 1 bn**

The Qatar Stock Exchange (QSE) rose by 39 points to 10,383.42, driven by expectations of a US rate cut, with strong demand in the industrials sector. Gulf institutions turned net buyers, helping reduce year-to-date losses to 4.13%, while over half of the traded stocks gained, increasing market capitalization by QR0.9bn to QR599.27bn. Local retail investors eased their net selling, and foreign funds remained net buyers with less intensity. The Total Return, All Share, and All Islamic indices all posted gains, with sectors like industrials, banks, real estate, and telecoms advancing, while insurance and transportation declined. Key gainers included Commercial Bank and Industries Qatar, while notable decliners were Qatar General Insurance and Zad Holding. The venture market saw a notable increase in trade volumes and value.

##### ▶ **Public sector loans drive Qatar banks' credit growth in July: QNBFS**

In July, credit facilities extended by Qatari banks rose by 0.9% to QAR 1,336.4 bn, driven by a 1.9% increase in public sector loans and a 0.5% rise in private sector loans, particularly in the real estate sector, according to QNB Financial Services (QNBFS). Public sector loans saw notable growth, led by government institutions, while private sector growth was supported by the real estate and general trade segments. Deposits edged up 0.1% to QAR 1,032.6 bn, primarily due to a 1.3% increase in non-resident deposits, although public and private sector deposits saw slight declines. The loans-to-deposits ratio increased to 129.4%, while total assets of commercial banks fell by 0.6% to QAR 1.987 tn, largely due to a 5.2% drop in foreign assets. Despite this, overall assets have grown by 0.9% in 2024, with liquid assets decreasing to 29.9% of total assets. An analyst highlighted the key trends, noting the growth in the loan book, particularly from government institutions and the real estate sector, and the ongoing rise in non-resident deposits.

#### KEY NEWS OF SAUDI ARABIA

##### ▶ **Saudi Arabia's non-oil sector growth resumes as PMI rises to 54.8**

In August, Saudi Arabia's non-oil sector recorded its first growth since February, with the Riyadh Bank PMI rising to 54.8, reflecting robust job creation and expanding business activity despite a competitive market. The sector's growth, though slower than in recent years, underscores the Kingdom's economic resilience, bolstered by a 4.4% increase in non-oil GDP in Q2 2024. However, non-oil private sector output saw its weakest growth since early 2022, leading firms to cut prices to stimulate demand. Optimism for future growth remains high, driven by Vision 2030 initiatives, investments, and tourism. Meanwhile, Egypt's non-oil sector saw growth for the first time in three years, with the PMI rising to 50.4, indicating improved operating conditions, though inflationary pressures and weak demand remain challenges. Conversely, Kuwait's non-oil sector showed signs of a slowdown, with the PMI dropping below 50, reflecting intense market competition and declining employment.

##### ▶ **Saudi Arabia's 24 Fintech conference kicks off in Riyadh, highlighting sector's rapid growth and ambitious future**

The 24 Fintech Conference in Riyadh highlights Saudi Arabia's rapid advancements in the financial technology sector, driven by Vision 2030. Since 2018, the sector has attracted \$1.84 billion in venture capital, with 224 active fintech companies as of mid-2024. Key speakers, including Saudi Central Bank Governor Ayman Al-Sayari and Finance Minister Mohammed Al-Jadaan, emphasized the sector's growth, underpinned by innovation, expanded digital payment systems, and significant investments. The event also announced the upcoming launch of Samsung Pay in Saudi Arabia, furthering the Kingdom's push

#### KEY NEWS OF UAE

##### ▶ **DME rebrands to Gulf Mercantile Exchange**

The Dubai Mercantile Exchange (DME) has rebranded as the Gulf Mercantile Exchange (GME), marking a significant transformation to reflect its expanded ambitions in the Gulf region and beyond. This rebranding, driven by strategic planning, aims to broaden the exchange's offerings beyond energy commodities to include a wider range of products, attracting a more diverse market. GME is committed to innovation, expansion, and maintaining the high standards of security, transparency, and efficiency that have defined its legacy. The rebranding also underscores a renewed commitment to growth and service excellence as GME positions itself as a leader in the region's trading landscape. Additionally, the exchange's rebranding follows Saudi Tadawul Group Holding Company's acquisition of a 32.5% stake, making it the joint largest shareholder in GME Holdings Limited alongside CME Group.

#### OTHER REGIONAL AND GLOBAL NEWS

##### ▶ **Oil slips lower as Chinese demand concerns overshadow Libyan export halt**

Brent oil prices fell by 1.2% to USD 76.62 per barrel on Tuesday, driven by concerns over China's sluggish economic growth following weaker-than-expected manufacturing data, while West Texas Intermediate dropped to USD 73.30. Despite these declines, disruptions in Libyan oil production and exports, as well as ongoing supply issues in the Middle East, provided some support to prices. Libya's National Oil Corp declared force majeure on its El Feel oilfield, significantly reducing output. Analysts suggest that while additional OPEC+ supply is expected in October, prolonged Libyan outages could push Brent prices into the mid-USD 80s.

##### ▶ **Gold steady as US payrolls data grabs limelight**

Gold prices held steady at USD 2,493.34 per ounce on Wednesday as investors focused on the upcoming US payrolls report, which could heavily influence the Federal Reserve's approach to interest rate cuts. Economists expect a rise of 165,000 jobs in August, which will be closely watched alongside job openings and other employment data later in the week. Traders see a 41% chance of a 50-basis-point rate cut in September, with weak jobs data likely increasing the probability of a larger cut, potentially boosting gold prices. Despite gold's 21% gain this year, including an all-time high of USD 2,531.60 in August driven by rate cut bets and geopolitical tensions, analysts suggest that current positioning may limit immediate upside, although long-term prospects remain strong. Meanwhile, spot silver fell, platinum edged up, and palladium stayed flat, reflecting a mixed sentiment in the precious metals market.

##### ▶ **Copper stumbles to two-week low on Chinese demand fears**

Copper prices dropped to their lowest level in more than two weeks, falling 2.3% to \$8,975 per metric ton amid concerns over weakening demand from China, the largest consumer of industrial metals. This decline follows recent data indicating that China's manufacturing activity fell to a six-month low in August and that growth in new home prices slowed, which raised worries about reduced copper consumption. Goldman Sachs also sharply cut its 2025 copper price forecast from \$15,000 to \$10,100 per ton, citing delayed copper inventory depletion and price rallies. The stronger U.S. dollar, which makes dollar-denominated metals more expensive for other currency users, further pressured prices. Other metals were also affected, with zinc, which had recently seen gains due to supply concerns, falling by 1.3% to \$2,803 per ton, while aluminum, nickel, lead, and tin experienced declines as well.

##### ▶ **US small business surges, sentiment improves, Treasury report says**

US small business startup applications have surged in 2024, averaging 430,000 per month, which is a 50% increase compared to 2019, the last pre-pandemic year. This uptick reflects improved sentiment in the sector following a challenging post-pandemic period, with a notable rise in applications from businesses likely to hire employees, which have increased by 30% since 2019. Small businesses are now responsible for 70% of net new American jobs, up from 64% previously. Vice President Kamala Harris is set to propose a significant tax deduction increase for startups, aiming to boost support for new ventures. The Treasury report highlights that inflation easing has contributed to improved small business sentiment, with indices such as the Small Business Optimism Index and the US Chamber of Commerce Small Business Index showing recent gains. Additionally, easing lending standards are helping to further enhance optimism, despite ongoing tight lending conditions.

## FX RATES

Currencies	Value	Currencies	Value
EUR/USD	1.10	USD/QAR	3.64
USD/JPY	145.80	EUR/QAR	4.02
GBP/USD	1.31	JPY/QAR	0.02
USD/CHF	0.85	GBP/QAR	4.77
USD/CAD	1.35	CHF/QAR	4.28
AUD/USD	0.67	CAD/QAR	2.69
NZD/USD	0.62	AUD/QAR	2.45
USD/INR	83.96	INR/QAR	0.04
USD/TRY	34.02	TRY/QAR	0.11
USD/ZAR	17.96	ZAR/QAR	0.20
USD/BRL	5.64	BRL/QAR	0.65

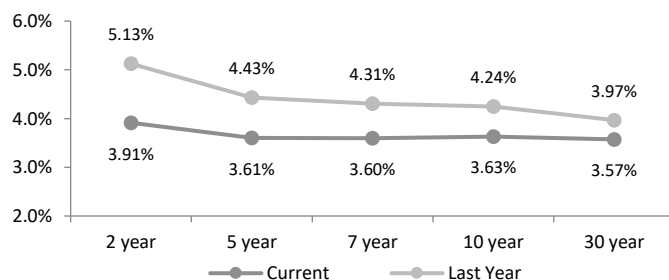
Source: S & P Capital IQ

## INTERBANK OFFERING & US SWAP RATES

Duration	Overnight	1 Week	1 Month	3 Month	1 Year
LIBOR	5.06	0.08	5.31	5.28	6.04
EURIBOR	3.66	3.62	3.59	3.49	3.09
QIBOR	5.80	5.85	5.90	6.00	6.25
SAIBOR	5.75	5.65	5.86	6.03	5.55
EIBOR	4.95	5.41	5.35	5.07	4.42
BMIBOR	6.05	6.25	6.75	6.31	5.91
KIBOR	2.25	3.75	4.00	4.25	4.63

Source: Refinitiv Eikon, Qatar Stock Exchange

### US Swap Rates



Source: Investing.com

## GCC COMPANY RESULT

Company Name	Ticker	Revenues (Mn)	YoY (%)	Net Profit (Mn)	YoY (%)
--------------	--------	---------------	---------	-----------------	---------

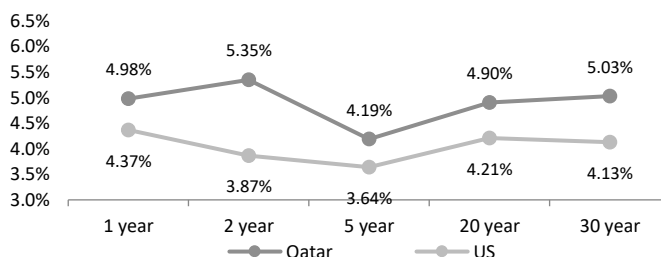
Note: No results were published.

### FX Commentary

On Tuesday, the dollar hovered near a two-week high as investors awaited key economic data, including Friday's US payrolls report, which could impact the anticipated size of an interest rate cut by the Federal Reserve. The yen, however, reversed a four-day losing streak against the dollar, rising 0.7% to 145.80, following reports that Bank of Japan Governor reiterated the central bank's commitment to raise interest rates if economic conditions and inflation align with expectations. This rally pushed the dollar index, which measures the US currency against six rivals, up 0.15% to 101.80. Meanwhile, the euro and sterling fell slightly, with the euro down 0.3% to USD 1.10 and sterling easing 0.17% to USD 1.31. Markets are closely watching US job openings and jobless claims data ahead of the payrolls report, which will influence the likelihood of a 25 or 50 basis point rate cut by the Fed in its September meeting. Analysts expect an increase of 165,000 US jobs for August, up from 114,000 in July. The Fed's preferred inflation measure, the personal consumption expenditures price index, rose 0.2% in July, aligning with forecasts and supporting expectations for gradual rate cuts. The Australian dollar fell 0.84% to USD 0.67, and the New Zealand dollar declined 0.7% to USD 0.62 after a significant surge last month.

## SOVEREIGN YIELD CURVES

### Qatar vs US Treasuries Yields



Source: Investing.com

5 Years CDS	Spreads	3M Change	5 Year CDS	Spreads	3M Change
US	35.1	(6.2)	Turkey	279.9	26.1
UK	21.1	(2.5)	Egypt	631.8	81.9
Germany	9.2	1.7	Abu Dhabi	37.8	(0.5)
France	30.6	6.7	Bahrain	166.6	(6.8)
Italy	61.5	(0.1)	Dubai	57.7	(3.8)
Greece	64.0	0.4	Qatar	37.8	(1.6)
Japan	19.8	(1.8)	Saudi Arabia	55.0	5.2

Source: S&P Capital IQ

September 04, 2024

## QSE MAIN FINANCIAL INDICATORS

Company	Dividend Yield (%)	P/B.V Ratio (x)	P/E Ratio (x)	EPS (QR)	Book Value/Share (QR)	Stock Price (QR)	Company
QNB	4.08	1.74	9.32	1.71	9.15	15.92	QNB
Qatar Islamic Bank	3.60	1.93	10.94	1.84	10.43	20.16	المصرف
Comm. Bank of Qatar	5.76	0.69	5.84	0.74	6.25	4.34	التجاري
Doha Bank	4.67	0.48	6.29	0.26	3.38	1.61	بنك الدوحة
Ahli Bank	6.67	1.43	11.26	0.33	2.63	3.75	الاهلي
Intl. Islamic Bank	4.06	2.38	14.18	0.78	4.67	11.09	الدولي
Rayan	4.21	0.96	15.00	0.16	2.48	2.38	الريان
Lesha Bank (QFC)	0.00	1.20	14.85	0.09	1.12	1.34	بنك لسا QFC
Dukhan Bank	4.19	1.60	15.23	0.25	2.38	3.82	بنك دخان
National Leasing	4.16	0.57	22.23	0.03	1.26	0.72	الإجارة
Dlala	0.00	1.26	nm	nm	0.96	1.20	دلالة
Qatar Oman	0.00	1.11	nm	nm	0.70	0.78	قطروعمان
Inma	1.19	1.50	18.83	0.22	2.81	4.21	إنماء
<b>Banks &amp; Financial Services</b>	<b>4.19</b>	<b>1.47</b>	<b>9.99</b>	<b>0.73</b>	<b>4.98</b>		<b>البنوك والخدمات المالية</b>
Zad Holding Company	4.73	2.80	19.97	0.69	4.91	13.74	زاد
Qatar German Co. Med	0.00	5.76	H	0.01	0.31	1.81	الطبية
Baladna	5.06	1.15	18.93	0.07	1.20	1.37	بلدنا
Salam International	4.27	0.55	16.79	0.04	1.28	0.70	السلام
Medicare	5.05	1.19	18.40	0.24	3.66	4.36	الرعاية
Cinema	2.63	1.33	35.32	0.08	2.00	2.66	السينما
Qatar Fuel	6.13	1.71	14.54	1.01	8.58	14.69	قطر للوقود
Widam	0.00	3.25	nm	nm	0.89	2.89	ودام
Mannai Corp.	6.50	1.72	9.46	0.41	2.23	3.85	مجمع المناعي
Al Meera	5.90	1.78	15.73	0.92	8.11	14.41	الميرة
Mekdam	0.00	24.37	13.58	0.27	0.15	3.65	مقدم
MEEZA QSTP	2.27	3.38	37.54	0.09	1.05	3.53	ميزة
Faleh	3.71	0.79	16.18	0.05	1.06	0.84	الفالح
<b>Consumer Goods &amp; Services</b>	<b>5.23</b>	<b>1.70</b>	<b>16.40</b>	<b>0.29</b>	<b>2.81</b>		<b>الخدمات والسلع الاستهلاكية</b>
QAMCO	5.51	1.10	16.16	0.08	1.16	1.27	قامكو
Ind. Manf. Co.	5.02	0.67	8.13	0.32	3.85	2.59	التحويلية
National Cement Co.	8.30	0.81	12.28	0.29	4.47	3.62	الاسمنت
Industries Qatar	5.95	2.17	16.39	0.80	6.04	13.10	صناعات قطر
The Investors	10.07	0.63	10.55	0.14	2.37	1.49	المستثمرين
Electricity & Water	5.38	1.22	11.97	1.34	13.06	15.99	كهرباء وماء
Aamal	0.00	0.64	13.63	0.06	1.27	0.81	أعمال
Gulf International	4.39	1.71	13.72	0.25	2.00	3.42	الخليج الدولية
Mesaieed	5.10	1.31	21.04	0.08	1.29	1.69	مسعيد
Estithmar Holding	0.00	1.28	17.56	0.11	1.45	1.85	استثمار القابضة
<b>Industrials</b>	<b>5.30</b>	<b>1.52</b>	<b>15.67</b>	<b>0.24</b>	<b>2.50</b>		<b>الصناعات</b>
Qatar Insurance	4.66	1.17	nm	nm	1.83	2.14	قطر
Doha Insurance Group	7.00	1.07	11.58	0.22	2.33	2.50	مجموعة الدوحة للتأمين
QLM	5.68	1.27	9.55	0.23	1.73	2.20	كيو إل إم
General Insurance	0.00	0.28	nm	nm	3.75	1.05	العامة
Alkhaleej Takaful	5.08	1.02	11.93	0.20	2.31	2.36	الخليج التكافلي
Islamic Insurance	6.08	2.48	10.75	0.77	3.32	8.23	الإسلامية
Beema	4.56	1.62	13.36	0.30	2.44	3.95	بيمه
<b>Insurance</b>	<b>4.77</b>	<b>1.00</b>	<b>nm</b>	<b>nm</b>	<b>2.25</b>		<b>التأمين</b>
United Dev. Company	4.87	0.36	10.73	0.11	3.16	1.13	المتحدة للتنمية
Barwa	6.43	0.51	9.54	0.29	5.49	2.80	بروة
Ezdan Holding	0.00	0.58	H	0.00	1.27	0.74	إزدان القابضة
Mazaya	4.16	0.58	15.86	0.04	1.03	0.60	مزايا
<b>Real Estate</b>	<b>2.62</b>	<b>0.52</b>	<b>21.38</b>	<b>0.05</b>	<b>1.92</b>		<b>العقارات</b>
Ooredoo	4.98	1.39	15.31	0.72	7.93	11.05	Ooredoo
Vodafone Qatar	6.15	1.64	14.56	0.12	1.09	1.79	فودافون قطر
<b>Telecoms</b>	<b>5.18</b>	<b>1.43</b>	<b>15.17</b>	<b>0.38</b>	<b>4.04</b>		<b>الاتصالات</b>
Qatar Navigation	3.20	0.81	13.13	0.89	14.44	11.71	الملاحة
Gulf warehousing Co	3.36	0.81	8.38	0.39	4.04	3.28	مخازن
Nakilat	3.09	2.10	17.14	0.26	2.15	4.53	ناقلات
<b>Transportation</b>	<b>3.14</b>	<b>1.31</b>	<b>14.89</b>	<b>0.37</b>	<b>4.23</b>		<b>النقل</b>
<b>Exchange</b>	<b>4.44</b>	<b>1.32</b>	<b>12.84</b>	<b>0.33</b>	<b>3.23</b>		

Source: Qatar Stock Exchange; "nm" stands for Minus ratio due to company losses according to the latest financial data and "H" stands for The P/E ratio is one hundred times and more.

## DISCLAIMER

It is understood that any opinions expressed by Commercial Bank Financial Services or its affiliates as to the commentary, market information, and future direction of prices of specific securities reflect the views of the individual analyst who issued them and do not necessarily represent the views of Commercial Bank Financial Services or its affiliates in any way. In no event shall CBFS or its affiliates have any liability for any direct or indirect losses incurred in connection with any decision made, action or inaction taken by any party in reliance upon the information provided in this material or for any delays, inaccuracies, errors in, or omissions of the said information.