



July 09, 2024

GLOBAL MARKETS

	Closing Level	Change		Performance	
		Value	%	MTD (%)	YTD (%)
Global					
S&P 500	5,572.9	5.7	0.1	2.1	16.8
Dow Jones Ind. Average	39,344.8	(31.1)	(0.1)	0.6	4.4
Nasdaq 100	20,439.5	47.6	0.2	3.8	21.5
FTSE 100	8,193.5	(10.4)	(0.1)	0.4	6.0
DAX 30	18,472.1	(3.4)	(0.0)	1.3	10.3
CAC 40	7,627.4	(48.2)	(0.6)	2.0	1.1
BIST 100	10,864.1	12.3	0.1	2.0	45.4
Nikkei	40,780.7	(131.7)	(0.3)	3.0	21.9
Hang Seng	17,524.1	(275.5)	(1.5)	(1.1)	2.8
Shanghai Composite	2,922.4	(27.5)	(0.9)	(1.5)	(1.8)
BSE Sensex	79,960.4	(36.2)	(0.0)	1.2	10.7
GCC					
QE Index	10,156.9	33.8	0.3	1.9	(6.2)
Saudi Arabia (TASI)	11,718.2	29.6	0.3	0.3	(2.1)
UAE (ADX)	9,133.3	(5.5)	(0.1)	0.8	(4.6)
UAE (DFM)	4,082.0	11.7	0.3	1.3	0.5
Kuwait (KSE)	7,052.4	68.5	1.0	1.7	3.4
Oman (MSM)	4,687.0	(1.9)	(0.0)	(0.0)	3.8
Bahrain (BAX)	2,005.2	2.5	0.1	(1.0)	1.7
MSCI GCC	1,015.0	5.4	0.5	0.4	(4.8)
Dow Jones Islamic	7,003.4	10.1	0.1	2.5	15.4
Commodity					
Brent	85.8	(0.8)	(0.9)	0.9	11.3
WTI	81.5	(0.7)	(0.9)	1.1	13.5
Natural Gas	2.4	0.0	1.4	(8.3)	2.4
Gold Spot	2,363.5	(34.2)	(1.4)	1.0	14.1
Copper	4.6	(0.0)	(0.7)	5.2	18.7

Source: S&P Capital IQ

GCC MARKET OVERVIEW

GCC Fundamentals	P/E (x)	P/B (x)	Dividend Yield (%)	EV / EBITDA (x)
Qatar All Share	11.5	1.4	4.56%	11.5
DSM 20	11.5	1.5	4.75%	11.0
Saudi Arabia (TASI)	19.6	4.5	5.71%	13.4
UAE (ADX)	18.7	2.7	2.16%	15.4
UAE (DFM)	10.7	3.4	6.07%	8.5
Kuwait (KSE)	16.5	1.9	4.49%	21.2
Oman (MSM)	9.5	0.9	5.36%	3.8
Bahrain (BAX)	9.9	2.2	4.14%	12.7

Source: Refinitiv Eikon, Bloomberg

TOP GAINERS & LOSERS

GCC Trading Activity	Close Price	1D Change		Performance		Vol. ('000)	P/E TTM
		Value	%	1Y (%)	1M (%)		
Top Gainers							
Vodafone Qatar	1.8	0.0	1.6%	-2.6%	-1.7%	4,890	13
Qatar International Islamic Bank	10.8	0.2	1.6%	-8.2%	4.8%	815	15
Mannai Corporation	3.9	0.1	1.3%	-8.0%	0.0%	1,023	NM
Qatar Gas Transport Company Limited (Nakilat)	4.7	0.1	1.2%	-32.5%	-9.4%	3,152	16
Qatar Industrial Manufacturing Company	2.5	0.0	1.1%	8.3%	6.3%	282	8
Top Losers							
INMA Holding Company	4.4	(0.1)	-1.8%	-12.9%	0.9%	486	20
Qatar Navigation	11.1	(0.2)	-1.7%	-2.9%	8.6%	1,834	12
Gulf International Services	3.3	(0.0)	-1.3%	-29.5%	-1.4%	7,022	12
Dlala Brokerage and Investment Holding Company	1.2	(0.0)	-1.3%	-18.6%	-0.4%	248	NM
Ahli Bank	3.7	(0.0)	-1.2%	-8.1%	-5.5%	35	12

Source: S&P Capital IQ

MARKET COMMENTARY

Global

The S&P 500 and Nasdaq reached record-high closes on Monday as investors anticipated new inflation data, remarks from Federal Reserve Chair Jerome Powell, and the beginning of the quarterly earnings season. The S&P 500 closed at 5,572.9, up 0.1%, the Dow Jones Industrial Average closed 0.1% lower, and the Nasdaq 100 gained 0.2% to close at 20,439.5. Europe's stock markets were weaker on Monday, euro grappled with political uncertainty as French elections pointed to a hung parliament, with the DAX closed flat, the CAC 40 closed losing 0.6%, and the FTSE 100 lost 0.1% at closing. Oil prices fell on Monday following a four-week increase, as the possibility of a ceasefire deal in Gaza reduced geopolitical tensions in the Middle East. Meanwhile, investors evaluated the potential impact of Tropical Storm Beryl on US energy supplies, with Brent crude at USD 85.8 per barrel and US WTI crude settling at USD 81.5. Gold slipped on Monday as investors booked profits after soft US jobs data fuelled prices to a more than a one-month high on rising expectations that the Federal Reserve will begin cutting interest rates in September.

GCC

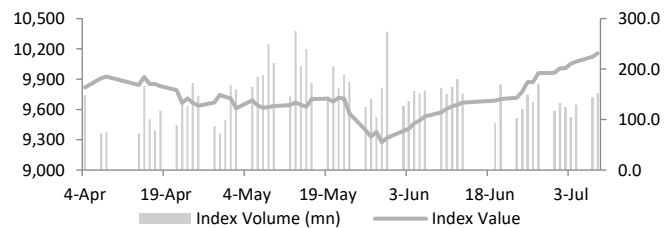
Major Gulf bourses gained on Monday. Saudi Arabia's benchmark stock index went up by 0.3% to 11,718.2, Abu Dhabi's benchmark index lost 0.1% due to profit taking, Dubai's main index was trading 0.3% higher. Kuwait's index gained 1.0%, closing at 7,052.4, while Oman's stayed flat post-holiday and Bahrain's market gained 0.1%.

Qatar

The Qatar Stock Exchange (QSE) index closed Monday's trading with a gain of 33.8 points, or 0.2%, crossing the 10,100 level and reaching 10,156.9 points. The index maintained its gains and continued to extend its positive trend in the long run. The banks and financial services sector index gained 0.4%, consumer goods and services gained 0.1%, industrials sector gained 0.1%, insurance lost 0.3%, real estate gained 0.8%, telecom gained 1.0% and transportation closed flat.

The top performer includes Vodafone Qatar and Qatar International Islamic Bank while INMA Holding Company and Qatar Navigation were among the top losers. Trading saw a volume of 153.0 mn shares exchanged in 14,420 transactions, totalling QAR 460.1 mn in value with market cap of QAR 585.8 bn.

Qatar DSM Index



Source: Investing.com

QE Sector Indices	Closing Level	1D Change (%)
Banks & Financial Services	4,226.0	0.43%
Consumer Goods & Services	7,594.7	0.14%
Industrials	4,228.0	0.05%
Insurance	2,269.9	-0.26%
Real Estate	1,550.0	0.76%
Telecoms	1,640.1	0.98%
Transportation	5,480.4	0.00%

Source: Qatar Stock Exchange

Qatar Trading Summary	Buy (%)	Sell (%)
Qatari Individuals	23.0	29.1
Qatari Institutions	32.7	23.7
Qatari - Total	55.8	52.7
Foreign Individuals	9.4	10.5
Foreign Institutions	34.9	36.8
Foreign - Total	44.2	47.3

Source: Qatar Stock Exchange



July 09, 2024

KEY NEWS OF QATAR

▶ Qatar, Poland trade exchange surges to USD 1.3 bn in 2023

The Qatari-Polish New Technology Business Forum was inaugurated by Qatar's Minister of Commerce and Industry, H E Sheikh Mohammed bin Hamad bin Qassim Al Thani, and Poland's Minister of Economic Development and Technology, H E Krzysztof Baszczyk, during the visit of His Highness Sheikh Tamim bin Hamad Al Thani to Poland. Emphasizing the strong, trust-based relationship between the two nations, Sheikh Mohammed highlighted the forum as a platform to explore and enhance joint cooperation and investment opportunities. Poland is Qatar's 21st largest trade partner, with trade volume reaching USD 1.3 bn in 2023, an 80% increase over three years. The forum also showcased the business environments of both countries and Qatar's advancements under its National Vision 2030, which contributed to its high global competitiveness ranking. [Read More](#)

▶ Qatar, US sign deal on enhancing civil aviation security

Qatar and the United States signed a Memorandum of Understanding (MoU) to enhance civil aviation security between the two countries. The signing ceremony, attended by Qatar's Minister of Transport, HE Jassim bin Saif Al Sulaiti, featured Mohammed Faleh Alhajri from the Qatar Civil Aviation Authority and the US Ambassador to Qatar, HE Timmy Davis, as co-signatories. Following the ceremony, the Minister of Transport and the US Ambassador discussed ways to strengthen and develop bilateral relations in transportation and civil aviation. [Read More](#)

▶ Qatar Central Bank's foreign reserves surge 3.88% in June 2024

Qatar Central Bank's (QCB) foreign currency reserves and liquidity increased by 3.88% year-on-year, reaching QAR 250.091 bn in June 2024 compared to QAR 240.742 bn in June 2023. The official reserves grew by approximately QAR 8.704 bn to QAR 191.110 bn, driven by a QAR 4.386 bn rise in foreign bonds and treasury bills to QAR 139.068 bn. Gold reserves saw an increase of QAR 8.124 bn, totaling QAR 28.977 bn. However, balances with foreign banks decreased by QAR 3.633 bn to QAR 17.950 bn, and Special Drawing Rights (SDR) deposits with the IMF fell by QAR 174 mn to QAR 5.113 bn. These reserves, along with other liquid assets, comprise Qatar's total foreign reserves. [Read More](#)

▶ Domestic and foreign funds lift QSE 34 points: Islamic equities continue to outperform

On Monday, the Qatar Stock Exchange saw an increase of about 34 points, driven by buying interests in the telecom, realty, and banking sectors, with the 20-stock Qatar Index rising 0.33% to 10,156.86 points. Domestic funds significantly increased their net buying, and foreign institutions turned bullish, helping to reduce year-to-date losses to 6.22%. The market capitalization grew by QAR 1.67 bn to QAR 585.82 bn, particularly benefiting from small cap segments. Notably, the telecom sector index rose by 0.98%, while the Islamic index outperformed others. Key gainers included Vodafone Qatar and QIIB, whereas Inma Holding and Milaha were among the losers. The main market experienced a 7% increase in trade volumes to 153.03 mn shares, with a 50% rise in value to QAR 460.15 mn. [Read More](#)

KEY NEWS OF SAUDI ARABIA

▶ Saudi banks' money supply surges over 8% in May to reach record high

In May, Saudi banks' money supply reached a record SAR 2.825 tn (USD 753.31 bn), reflecting an 8.56% annual increase, driven by a 23.4% rise in term and savings accounts to SAR 889.55 bn. This liquidity supports economic activity and aligns with Saudi Vision 2030. Demand deposits, comprising 49.2% of the total, amounted to SAR 1.390 tn, while quasi-money holdings, which decreased by 6.3%, accounted for 11.1%. Currency outside banks grew by 8.85%, making up 8%. The money supply also saw a 1.2% monthly increase in early 2024. Despite higher costs of deposits due to increased competition, the rise in interest rates bolstered bank profits through higher borrowing rates, with SAMA maintaining a 6% repo rate since July 2023. [Read More](#)

▶ Riyadh projected amongst top 15 fastest-growing cities by 2033: Savills report

Riyadh is projected to be among the top 15 fastest-growing cities by 2033, driven by a 26% population increase and sustained government infrastructure spending, according to the Savills Growth Hubs Index. The city's population is expected to rise from 5.9 mn to 9.2 mn, necessitating enhanced amenities and services, aligning with Saudi Vision 2030 to develop Riyadh as a residential and business hub. This growth is bolstered by a significant rise in regional headquarters relocations, favorable tax incentives, and increased foreign direct investment. The surge in corporate interest and economic activity reflects

Riyadh's strategic importance, with over 180 foreign companies establishing regional headquarters in the city in 2023. Globally, the Savills report highlights Asian cities, particularly in India and China, as leading growth hubs due to their economic strength and technological focus, emphasizing the pivotal shift of global growth from west to east. [Read More](#)

KEY NEWS OF UAE

▶ UAE: Economic licences in Ajman rise 15% since beginning of 2024

The Department of Economic Development in Ajman (Ajman DED) reported a significant 15% growth in business activity during the first half of 2024, with 37,755 active licenses compared to the same period in 2023. The issuance of new licenses grew by 5%, totaling 3,000, with industrial and commercial licenses increasing by 14%. The top new licensed activities included women's clothing sales, building maintenance, and restaurants. Additionally, over 15,000 licenses were renewed, a 9% increase, led by industrial licenses at 10%. Director-General Abdullah Ahmed Al Hamrani highlighted these figures as evidence of Ajman's improved business environment, positioning it as a preferred investment destination. The emirate's commitment to facilitating business operations aims to achieve sustainable economic development and prosperity. [Read More](#)

OTHER REGIONAL AND GLOBAL NEWS

▶ Gold succumbs to profit-taking after US jobs-fueled rally

Gold prices slipped on Monday as investors took profits following soft US jobs data that had pushed prices to a one-month high amid rising expectations of a Federal Reserve rate cut in September. Spot gold fell 0.6% to USD 2,376.40 per ounce, while US gold futures eased 0.5% to USD 2,384.80. The market is pricing in a 72% chance of a rate cut in September and another in December. UBS analyst Giovanni Staunovo noted profit-taking and a stronger dollar post-French elections as factors weighing on gold. Investors are now focusing on Fed Chair Jerome Powell's Congressional testimony and US inflation data. Meanwhile, China's central bank did not add to its gold reserves for a second consecutive month in June. Spot silver fell 0.4% to USD 31.09, platinum edged 1.6% lower to USD 1,010.10, and palladium dropped 21.3% to USD 1,012.94. [Read More](#)

▶ Oil slips as Gaza talks ease supply disruption woes; Hurricane Beryl in focus

Oil prices declined on Monday after four weeks of gains, as potential ceasefire talks in Gaza eased Middle Eastern geopolitical tensions, while investors evaluated potential disruptions to US energy supplies from Tropical Storm Beryl. Brent crude fell 0.4% to USD 86.18 per barrel, and US West Texas Intermediate crude dropped 0.5% to USD 82.71. Talks mediated by Qatar and Egypt over a US ceasefire plan in Gaza could reduce geopolitical risks. Meanwhile, Texas port closures in preparation for Hurricane Beryl may temporarily halt crude and LNG exports and affect refinery operations. Despite potential disruptions, US oil inventories are expected to show another weekly draw, supporting prices. Additionally, hopes for interest rate cuts, easing inflation, and slowing job growth in the US also bolstered oil prices. Investors are also monitoring the impact of recent elections in the UK, France, and Iran on geopolitics and energy policies. [Read More](#)

▶ Morgan Stanley's Wilson says a 10% fall in S&P 500 by US election is 'highly likely'

Morgan Stanley Chief Investment Officer Mike Wilson predicted a "highly likely" 10% decline in the S&P 500 index before the US presidential election in November, citing uncertainties over Federal Reserve interest rate policies and reduced corporate pricing power leading to potential disappointing earnings. Despite the S&P 500's 17% year-to-date gain driven by a few companies, Wilson noted rising price-to-earnings multiples and maintained a bearish outlook. He previously raised his 12-month forecast for the S&P 500 to 5,400 points, but the index closed Monday at 5,572, 3% above his target. [Read More](#)

▶ China's BYD signs USD 1 bn agreement to open electric vehicle plant in Türkiye

China's electric vehicle giant BYD signed a USD 1 bn agreement with Türkiye to establish a plant with a 150,000 vehicle annual capacity and a research and development center, providing 5,000 jobs. This move, aimed at circumventing new EU tariffs on Chinese EVs, was formalized in Istanbul with Türkiye's Industry and Technology Minister Fatih Kacir and overseen by President Recep Tayyip Erdogan. The facility will benefit from Türkiye's advantageous customs union with the EU and aligns with the country's automotive industry's strategic location. The plant, on land previously allocated for Volkswagen, allows BYD to bypass a new 40% Turkish tariff on EV imports, targeting both the Turkish and European markets. [Read More](#)



July 09, 2024

FX RATES

Currencies	Value	Currencies	Value
EUR/USD	1.08	USD/QAR	3.64
USD/JPY	160.71	EUR/QAR	3.94
GBP/USD	1.28	JPY/QAR	0.02
USD/CHF	0.90	GBP/QAR	4.67
USD/CAD	1.36	CHF/QAR	4.06
AUD/USD	0.67	CAD/QAR	2.67
NZD/USD	0.61	AUD/QAR	2.46
USD/INR	83.46	INR/QAR	0.04
USD/TRY	32.72	TRY/QAR	0.11
USD/ZAR	18.09	ZAR/QAR	0.20
USD/BRL	5.47	BRL/QAR	0.67

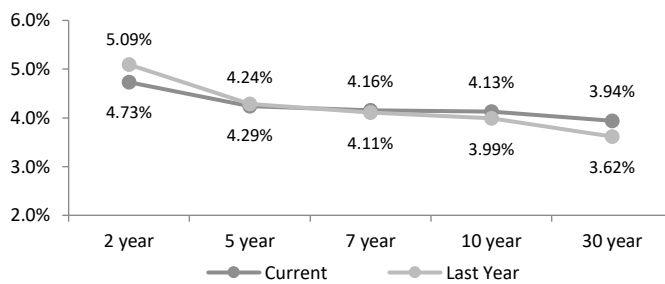
Source: S & P Capital IQ

INTERBANK OFFERING & US SWAP RATES

Duration	Overnight	1 Week	1 Month	3 Month	1 Year
LIBOR	5.06	0.08	5.45	5.58	6.04
EURIBOR	3.66	3.63	3.65	3.71	3.59
QIBOR	5.80	5.85	5.90	6.00	6.25
SAIBOR	5.77	5.71	5.82	6.22	5.87
EIBOR	4.96	5.29	5.37	5.23	5.42
BMIBOR	6.05	6.27	6.61	6.35	6.37
KIBOR	2.38	3.81	4.06	4.31	4.69

Source: Refinitiv Eikon, Qatar Stock Exchange

US Swap Rates



Source: Investing.com

GCC COMPANY RESULT

Company Name	Ticker	Revenues (Mn)	YoY (%)	Net Profit (Mn)	YoY (%)
Qatar National Bank	QNB	15,811.1	11.21%	8,161.8	7.37%
United Electronics Company	EXTRA	3,499.2	9.77%	200.4	37.15%

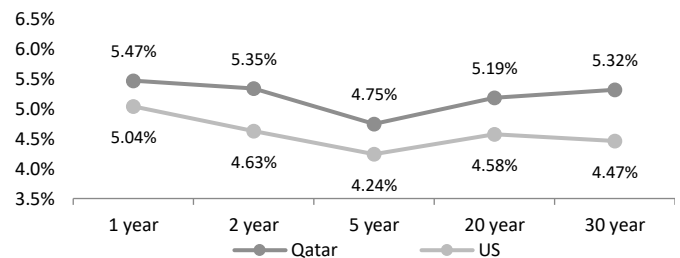
Note: The results were published on 08th July 2024, for the 6 month period ended 30th June 2024.

FX Commentary

The US dollar remained near a multi-week low against major currencies on Monday, impacted by a weaker-than-expected jobs report and ahead of Federal Reserve Chair Jerome Powell's testimony on interest rates. The euro stabilized after volatile reactions to France's hung parliament, which, despite potential gridlock, allayed fiscal fears from extreme political victories. The US dollar index held steady at 104.99, close to its overnight low of 104.80, following a 0.9% drop last week amid increased bets for Fed rate cuts. Traders are now pricing in a 76% chance of a rate cut by September, up from 66% a week ago, with another expected by December. Powell's upcoming testimony and Thursday's consumer price data are critical for market direction. The euro was slightly up at USD 1.08, while sterling was flat at USD 1.28 after hitting a near month high. The yen held steady at 160.71 per dollar, balancing after last week's 38-year low.

SOVEREIGN YIELD CURVES

Qatar vs US Treasuries Yields



Source: Investing.com

5 Years CDS	Spreads	3M Change	5 Year CDS	Spreads	3M Change
US	37.2	(1.7)	Turkey	255.3	(39.5)
UK	23.0	(4.2)	Egypt	572.4	5.5
Germany	9.2	(0.9)	Abu Dhabi	40.7	(2.9)
France	27.9	3.0	Bahrain	181.2	(8.9)
Italy	66.9	1.6	Dubai	64.7	(3.5)
Greece	67.7	5.9	Qatar	41.0	(4.2)
Japan	20.7	2.8	Saudi Arabia	51.7	(4.9)

Source: S&P Capital IQ



July 09, 2024

QSE MAIN FINANCIAL INDICATORS

Company	Dividend Yield (%)	P/B.V Ratio (x)	P/E Ratio (x)	EPS (QR)	Book Value/Share (QR)	Stock Price (QR)	Company
QNB	4.35	1.63	8.75	1.71	9.15	14.94	QNB
Qatar Islamic Bank	3.69	1.89	10.67	1.84	10.43	19.67	المصرف التجاري
Comm. Bank of Qatar	5.99	0.67	5.61	0.74	6.25	4.17	بنك الدوحة
Doha Bank	5.19	0.43	5.66	0.26	3.38	1.45	الاهلي
Ahli Bank	6.76	1.41	11.11	0.33	2.63	3.70	الدولي
Intl. Islamic Bank	4.19	2.30	13.74	0.78	4.67	10.75	الريان
Rayan	4.29	0.94	14.72	0.16	2.48	2.33	QFC بنك لشا
Lesha Bank (QFC)	0.00	1.15	14.24	0.09	1.12	1.29	بنك دخان
Dukhan Bank	4.22	1.59	15.13	0.25	2.38	3.79	الإجارة
National Leasing	4.18	0.57	22.11	0.03	1.26	0.72	دلالة
Dlala	0.00	1.30	nm	nm	0.96	1.24	قطر وعمان
Qatar Oman	0.00	1.10	nm	nm	0.70	0.77	إنماء
Inma	1.14	1.56	19.59	0.22	2.81	4.38	البنوك والخدمات المالية
Banks & Financial Services	4.38	1.40	9.55	0.73	4.98		
Zad Holding Company	4.85	2.73	19.49	0.69	4.91	13.41	زاد
Qatar German Co. Med	0.00	6.00	H	0.01	0.31	1.89	الطبية
Baladna	5.22	1.12	18.37	0.07	1.20	1.33	بلدنا
Salam International	4.44	0.53	16.14	0.04	1.28	0.68	السلام
Medicare	5.10	1.18	18.23	0.24	3.66	4.32	الرعاية
Cinema	2.59	1.35	35.84	0.08	2.00	2.70	السينما
Qatar Fuel	5.98	1.75	14.89	1.01	8.58	15.04	قطر للوقود
Widam	0.00	3.22	nm	nm	0.89	2.86	ودام
Mannai Corp.	6.39	1.75	9.62	0.41	2.23	3.91	مجمع المناعي
Al Meera	5.83	1.80	15.92	0.92	8.11	14.59	الميرة
Mekdam	0.00	24.48	13.64	0.27	0.15	3.67	مقدم
MEEZA QSTP	2.28	3.36	37.32	0.09	1.05	3.51	ميزة
Faleh	4.56	0.64	13.15	0.05	1.06	0.69	الفالح
Consumer Goods & Services	5.20	1.71	16.48	0.29	2.81		الخدمات والسلع الاستهلاكية
QAMCO	5.19	1.17	17.14	0.08	1.16	1.35	قامكو
Ind. Manf. Co.	5.10	0.66	8.00	0.32	3.85	2.55	التحويلية
National Cement Co.	7.85	0.85	12.98	0.29	4.47	3.82	الاسمنت
Industries Qatar	5.92	2.18	16.49	0.80	6.04	13.18	صناعات قطر
The Investors	9.49	0.67	11.19	0.14	2.37	1.58	المستثمرين
Electricity & Water	5.44	1.21	11.83	1.34	13.06	15.80	كهرباء وماء
Aamal	0.00	0.61	13.07	0.06	1.27	0.78	أعمال
Gulf International	4.55	1.65	13.25	0.25	2.00	3.30	الخليج الدولية
Mesaieed	5.09	1.31	21.07	0.08	1.29	1.69	مسعيد
Estithmar Holding	0.00	1.34	18.37	0.11	1.45	1.93	استثمار القابضة
Industrials	5.27	1.52	15.76	0.24	2.50		الصناعات
Qatar Insurance	4.73	1.16	nm	nm	1.83	2.11	قطر
Doha Insurance Group	7.23	1.04	11.21	0.22	2.33	2.42	مجموعة الدوحة للتأمين
QLM	6.16	1.17	8.81	0.23	1.73	2.03	كيو إل إم
General Insurance	0.00	0.24	nm	nm	3.75	0.90	العامة
Alkhaleej Takaful	5.01	1.04	12.08	0.20	2.31	2.40	الخليج التكافلي
Islamic Insurance	6.23	2.42	10.49	0.77	3.32	8.03	الإسلامية
Beema	4.63	1.60	13.16	0.30	2.44	3.89	بيمه
Insurance	4.91	0.97	nm	nm	2.25		التأمين
United Dev. Company	4.85	0.36	10.79	0.11	3.16	1.14	المتحدة للتنمية
Barwa	6.50	0.51	9.45	0.29	5.49	2.77	بروة
Ezdan Holding	0.00	0.61	H	0.00	1.27	0.77	إزدان القابضة
Mazaya	4.00	0.61	16.50	0.04	1.03	0.63	مزايا
Real Estate	2.57	0.53	21.84	0.05	1.92		العقارات
Ooredoo	5.30	1.31	14.38	0.72	7.93	10.38	Ooredoo
Vodafone Qatar	6.29	1.60	14.25	0.12	1.09	1.75	فودافون قطر
Telecoms	5.48	1.35	14.35	0.38	4.04		الاتصالات
Qatar Navigation	3.38	0.77	12.44	0.89	14.44	11.10	الملاحة
Gulf warehousing Co	3.29	0.83	8.56	0.39	4.04	3.34	مخازن
Nakilat	3.00	2.16	17.64	0.26	2.15	4.66	ناقلات
Transportation	3.14	1.32	14.93	0.37	4.23		النقل
Exchange	4.54	1.29	12.55	0.33	3.23		

Source: Qatar Stock Exchange; "nm" stands for Minus ratio due to company losses according to the latest financial data and "H" stands for The P/E ratio is one hundred times and more.

DISCLAIMER

It is understood that any opinions expressed by Commercial Bank Financial Services or its affiliates as to the commentary, market information, and future direction of prices of specific securities reflect the views of the individual analyst who issued them and do not necessarily represent the views of Commercial Bank Financial Services or its affiliates in any way. In no event shall CBFS or its affiliates have any liability for any direct or indirect losses incurred in connection with any decision made, action or inaction taken by any party in reliance upon the information provided in this material or for any delays, inaccuracies, errors in, or omissions of the said information.

